



PRODUCT CATALOG



CONTENTS



Hydraulic butt welding
160A, 200A, 250A, 315A, 355A

1



Hydraulic butt welding
400A, 450A, 500A, 630A

6



Hydraulic butt welding
800A, 1000A, 1200A

10



Hydraulic butt welding
1400A, 1600A

13



Hydraulic butt welding
B series

15



Manual butt welding
160C, 200C, 250C, C2 series

18



Manual butt welding
D series, D2 series

21



Automatic hydraulic butt welding

22



Electrofusion welding

36



Extrusion Welder Booster EX3

26



Extrusion Welder Booster EX2

27



Extrusion Welder WP40H

28



Geomembranes welder

29



Socket Fusion Welder

30



Pipe tools

34





WP160A

SPECIFICATIONS

Model	WP160A
Welding range (mm)	63-160
Standard reducers (mm)	63-75-90-110-125-140-160
Optional reducers (mm)	40-50
Power supply	220V/50Hz, 1PH
Total power	3.35 KW
Heating plate	1.5 KW
Planing tool	1.1KW
Hydraulic station	0.75KW
Pressure adjusting range	0-8MPa
MaxTemperature of heating plate	270°C
Temperature Deviation	±5°C



FEATURING


- For use on building sites, drain pipe laying, and in the workshop.
- Suitable for PE, PP, PVDF
- Integrated die casting aluminum frame, high-strength steel base with cylinder, provides stable heavy-duty performance.
- Planing tool with full-gear transmission structure. Durable and long life HSS blade.
- Heating plate with high quality PTFE coating, enables swift temperature control.
- Hydraulic station of integrated enclosure shielding splash & dirt

STANDARD PARTS

Machine frame	1 set
Heating plate	1 set
Planing tool	1 set
Hydraulic station	1 set
Reducers	1 set (63-160mm)

Optional parts: Flange holder, Single angle insert, Data logging device





WP200A

SPECIFICATIONS

Model	WP200A
Welding range (mm)	63-200
Standard reducers (mm)	63-75-90-110-125- 140-160-180-200
Power supply	220V/50Hz, 1PH
Total power	3.65 KW
Heating plate	1.8 KW
Planing tool	1.1KW
Hydraulic station	0.75KW
Pressure adjusting range	0-8 MPa
MaxTemperature of heating plate	270°C
Temperature Deviation	±5°C



FEATURING

- For use on building sites, drain pipe laying, and in the workshop.
- Suitable for PE, PP, PVDF
- Integrated die casting aluminum frame, high-strength steel base with cylinder, provides stable heavy-duty performance.
- Planing tool with full-gear transmission structure. Durable and long life HSS blade.
- Heating plate with high quality PTFE coating, enables swift temperature control.
- Hydraulic station of integrated enclosure shielding splash & dirt

STANDARD PARTS

Machine frame	1 set
Heating plate	1 set
Planing tool	1 set
Hydraulic station	1 set
Reducers	1 set (63-200mm)

Optional parts: Flange holder, Single angle insert, Data logging device





WP250A

SPECIFICATIONS

Model	WP250A
Welding range (mm)	63-250
Standard reducers (mm)	90-110-125-140-160-180-200-225-250
Optional reducers (mm)	63-75
Power supply	220V/50Hz, 1PH
Total power	5.05 KW
Heating plate	2.3 KW
Planing tool	2.0 KW
Hydraulic station	0.75 KW
Pressure adjusting range	0-8 MPa
MaxTemperature of heating plate	270°C
Temperature Deviation	±5°C



FEATURING

For use on building sites, drain pipe laying, and in the workshop.

Suitable for PE, PP, PVDF

Integrated die casting aluminum frame, high-strength steel base with cylinder, provides stable heavy-duty performance.

Planing tool with full-gear transmission structure. Durable and long life HSS blade.

Heating plate with high quality PTFE coating, enables swift temperature control.

Hydraulic station of integrated enclosure shielding splash & dirt

STANDARD PARTS

Machine frame	1 set
Heating plate	1 set
Planing tool	1 set
Hydraulic station	1 set
Reducers	1 set (90-250mm)

Optional parts: Flange holder, Single angle insert, Data logging device





WP315A

SPECIFICATIONS

Model	WP315A
Welding range (mm)	90-315
Standard reducers (mm)	90-110-125-140-160-180-200-225-250-280-315
Power supply	220V/50Hz, 1PH
Total power	5.85 KW
Heating plate	3.1 KW
Planing tool	2.0 KW
Hydraulic station	0.75 KW
Pressure adjusting range	0-8 MPa
MaxTemperature of heating plate	270°C
Temperature Deviation	±5°C



FEATURING

For use on building sites, drain pipe laying, and in the workshop.
 Suitable for PE, PP, PVDF
 Integrated die casting aluminum frame, high-strength steel base with cylinder, provides stable heavy-duty performance.
 Planing tool with full-gear transmission structure. Durable and long life HSS blade.
 Heating plate with high quality PTFE coating, enables swift temperature control.
 Hydraulic station of integrated enclosure shielding splash & dirt

STANDARD PARTS

Machine frame	1 set
Heating plate	1 set
Planing tool	1 set
Hydraulic station	1 set
Reducers	1 set (110-315mm)

Optional parts: Flange holder, Single angle insert, Data logging device





WP355A

SPECIFICATIONS

Model	WP355A
Welding range (mm)	90-355
Standard reducers (mm)	160-180-200-225-250-280 -315-355
Optional reducers (mm)	90-110-125-140
Power supply	220/380V, 50Hz, 1PH / 3PH
Total power	5.45 KW
Heating plate	3.6 KW
Planing tool	1.1(220V)/0.75(380V) KW
Hydraulic station	0.75(220V)/1.1(380V) KW
Pressure adjusting range	0-8 MPa
MaxTemperature of heating plate	270°C
Temperature Deviation	±5°C



FEATURING

- For use on building sites, drain pipe laying, and in the workshop.
- Suitable for PE, PP, PVDF
- Integrated die casting aluminum frame, high-strength steel base with cylinder, provides stable heavy-duty performance.
- Planing tool with full-gear transmission structure. Durable and long life HSS blade.
- Heating plate with high quality PTFE coating, enables swift temperature control.
- Hydraulic station of integrated enclosure shielding splash & dirt

STANDARD PARTS

Machine frame	1 set
Heating plate	1 set
Planing tool	1 set
Hydraulic station	1 set
Reducers	1 set (160-355mm)

Optional parts: Flange holder, Single angle insert, Data logging device



WP400A

SPECIFICATIONS

Model	WP400A
Welding range (mm)	180-400
Standard reducers (mm)	180-200-225-250-280-315-355-400
Power supply	380V/50Hz, 3PH
Total power	8.7 KW
Heating plate	6.5 KW
Planing tool	1.1 KW
Hydraulic station	1.1 KW
Pressure adjusting range	0-10 MPa
MaxTemperature of heating plate	270°C
Temperature Deviation	±7°C



FEATURING

For use on building sites, drain pipe laying, and in the workshop.

Suitable for PE, PP, PVDF

Integrated die casting aluminum frame, high-strength steel base with cylinder, provides stable heavy-duty performance.

Planing tool with full-gear transmission structure. Durable and long life HSS blade.

Heating plate with high quality PTFE coating, enables swift temperature control.

Hydraulic station of integrated enclosure shielding splash & dirt

STANDARD PARTS

Machine frame	1 set
Heating plate	1 set
Planing tool	1 set
Hydraulic station	1 set
Reducers	1 set (160-400mm)

Optional parts: Flange holder, Data logging device





WP450A

SPECIFICATIONS

Model	WP450A
Welding range (mm)	180-450
Standard reducers (mm)	180-200-225-250-280-315-355-400-450
Power supply	380V/50Hz, 3PH
Total power	8.7 KW
Heating plate	6.5 KW
Planing tool	1.1KW
Hydraulic station	1.1KW
Pressure adjusting range	0-10 MPa
MaxTemperature of heating plate	270°C
Temperature Deviation	±7°C



FEATURING

For use on building sites, drain pipe laying, and in the workshop.

Suitable for PE, PP, PVDF

Integrated die casting aluminum frame, high-strength steel base with cylinder, provides stable heavy-duty performance.

Planing tool with full-gear transmission structure. Durable and long life HSS blade.

Heating plate with high quality PTFE coating, enables swift temperature control.

Hydraulic station of integrated enclosure shielding splash & dirt

STANDARD PARTS

Machine frame	1 set
Heating plate	1 set
Planing tool	1 set
Hydraulic station	1 set
Reducers	1 set (200-450mm)

Optional parts: Flange holder, Data logging device





WP500A



SPECIFICATIONS

Model	WP500A
Welding range (mm)	180-500
Standard reducers (mm)	250-280-315-355-400-450-500
Optional reducers (mm)	180-200-225
Power supply	380V/50Hz, 3PH
Total power	8.7 KW
Heating plate	6.5 KW
Planing tool	1.1KW
Hydraulic station	1.1KW
Pressure adjusting range	0-10 MPa
MaxTemperature of heating plate	270°C
Temperature Deviation	±7°C

FEATURING

For use on building sites, drain pipe laying, and in the workshop.
Suitable for PE, PP, PVDF
Integrated die casting aluminum frame, high-strength steel base with cylinder, provides stable heavy-duty performance.
Planing tool with full-gear transmission structure. Durable and long life HSS blade.
Heating plate with high quality PTFE coating, enables swift temperature control.
Hydraulic station of integrated enclosure shielding splash & dirt

STANDARD PARTS

Machine frame	1 set
Heating plate	1 set
Planing tool	1 set
Hydraulic station	1 set
Reducers	1 set (250-500mm)

Optional parts: Flange holder, Single angle insert, data logging device



WP630A

SPECIFICATIONS

Model	WP630A
Welding range (mm)	315-630
Standard reducers (mm)	315-355-400-450-500-560-630
Power supply	380V/50Hz, 3PH
Total power	10.1 KW
Heating plate	7.5 KW
Planing tool	1.5 KW
Hydraulic station	1.1 KW
Pressure adjusting range	0-10 MPa
MaxTemperature of heating plate	270°C
Temperature Deviation	±7°C



FEATURING

- For use on building sites, drain pipe laying, and in the workshop.
- Suitable for PE, PP, PVDF
- Integrated die casting aluminum frame, high-strength steel base with cylinder, provides stable heavy-duty performance.
- Planing tool with full-gear transmission structure. Durable and long life HSS blade.
- Heating plate with high quality PTFE coating, enables swift temperature control.
- Hydraulic station of integrated enclosure shielding splash & dirt

STANDARD PARTS

Machine frame	1 set
Heating plate	1 set
Planing tool	1 set
Hydraulic station	1 set
Reducers	1 set (315-630mm)

Optional parts: Flange holder, Data logging device





WP800A

SPECIFICATIONS

Model	WP800A
Welding range (mm)	450-800
Standard reducers (mm)	630-710-800
Optional reducers (mm)	450-500-560
Power supply	380V/50Hz, 3PH
Total power	16.2 KW
Heating plate	12.5 KW
Planing tool	2.2 KW
Hydraulic station	1.5 KW
Pressure adjusting range	0-16 MPa
MaxTemperature of heating plate	270°C
Temperature Deviation	±7°C



FEATURING

- For use on building sites, drain pipe laying, and in the workshop.
- Suitable for PE, PP, PVDF
- Metal fabrication clamping sets of precision welding, strong and lightweight
- Planing tool with full-gear transmission structure. Durable and long life HSS blade.
- Heating plate with high quality PTFE coating, enables swift temperature control.
- Hydraulic station of integrated enclosure shielding splash & dirt

STANDARD PARTS

Machine frame	1 set
Heating plate	1 set
Planing tool	1 set
Hydraulic station	1 set
Reducers	1 set (630-800mm)

Optional parts: Data logging device, Crane



WP1000A

SPECIFICATIONS

Model	WP1000A
Welding range (mm)	630-1000
Standard reducers (mm)	800-900-1000
Optional reducers (mm)	630-710
Power supply	380V/50Hz, 3PH
Total power	26.5 KW
Heating plate	18.5 KW
Planing tool	4 KW
Hydraulic station	4 KW
Pressure adjusting range	0-16MPa
MaxTemperature of heating plate	270°C
Temperature Deviation	±7°C



FEATURING

For use on building sites, drain pipe laying, and in the workshop.
Suitable for PE, PP, PVDF
Precision welding steel clamping reducers, high-strength steel base with cylinder, provides stable heavy-duty performance.
Planing tool with safety switch prevents unintentional operation.
Durable and long life HSS blade.
Heating plate with high quality PTFE coating, enables swift temperature control.

STANDARD PARTS

Machine frame	1 set
Heating plate	1 set
Planing tool	1 set
Hydraulic station	1 set
Reducers	1 set (800-1000mm)

Optional parts: data logging device





WP1200A

SPECIFICATIONS

Model	WP1200A
Welding range (mm)	630-1200
Standard reducers (mm)	1000-1100-1200
Optional reducers (mm)	630-710-800-900
Power supply	380V/50Hz, 3PH
Total power	30.5 KW
Heating plate	22.5 KW
Planing tool	4 KW
Hydraulic station	4 KW
Pressure adjusting range	0-16MPa
MaxTemperature of heating plate	270°C
Temperature Deviation	±7°C



FEATURING

For use on building sites, drain pipe laying, and in the workshop.
Suitable for PE, PP, PVDF
Precision welding steel clamping reducers, high-strength steel base with cylinder, provides stable heavy-duty performance.
Planing tool with safety switch prevents unintentional operation.
Durable and long life HSS blade.
Heating plate with high quality PTFE coating, enables swift temperature control.

STANDARD PARTS

Machine frame	1 set
Heating plate	1 set
Planing tool	1 set
Hydraulic station	1 set
Reducers	1 set (1000-1200mm)

Optional parts: data logging device





WP1600A - WP3000A



Featuring

For use on building sites, drain pipe laying, and in the workshop.
 Suitable for HDPE pipes, of corrugated or solid wall type
 Precision welding steel clamping reducers, high-strength steel base with cylinder, provides stable heavy-duty performance.
 Integrated hydraulic and electric control panel in the main frame.
 Hydraulic actuation and locking clamps



Model	WP1600A	WP2000A	WP2500A	WP3000A
Welding range (mm)	1200-1600	1600-2000	2200-2500	3000
Standard reducers (mm)	1200-1400-1600	1600-1800-2000	2200-2500	3000
Power supply	380V/50Hz, 3PH	380V/50Hz, 3PH	380V/50Hz, 3PH	380V/50Hz, 3PH
Total power	61.5 KW	95 KW	138 KW	158 KW
Heating plate	50 KW	80 KW	120 KW	140 KW
Planing tool	7.5 KW	7.5 KW	9.0 KW	9.0 KW
Hydraulic station	4 KW	7.5 KW	9.0 KW	9.0 KW
Pressure adjusting range	0-16MPa	0-25MPa	0-40 MPa	0-40MPa
MaxTemperature of heating plate	270°C	270°C	270°C	270°C
Temperature Deviation	±10°C	±10°C	±10°C	±10°C



WP1600A - WP3000A



Featuring

For use on building sites, drain pipe laying, and in the workshop.
 Suitable for HDPE pipes, of corrugated or solid wall type
 Precision welding steel clamping reducers, high-strength steel base with cylinder, provides stable heavy-duty performance.
 Integrated hydraulic and electric control panel in the main frame.
 Hydraulic actuation and locking clamps




Model	WP1600A	WP2000A	WP2500A	WP3000A
Welding range (mm)	1200-1600	1600-2000	2200-2500	3000
Standard reducers (mm)	1200-1400-1600	1600-1800-2000	2200-2500	3000
Power supply	380V/50Hz, 3PH	380V/50Hz, 3PH	380V/50Hz, 3PH	380V/50Hz, 3PH
Total power	61.5 KW	95 KW	138 KW	158 KW
Heating plate	50 KW	80 KW	120 KW	140 KW
Planing tool	7.5 KW	7.5 KW	9.0 KW	9.0 KW
Hydraulic station	4 KW	7.5 KW	9.0 KW	9.0 KW
Pressure adjusting range	0-16MPa	0-25MPa	0-40 MPa	0-40MPa
MaxTemperature of heating plate	270°C	270°C	270°C	270°C
Temperature Deviation	±10°C	±10°C	±10°C	±10°C



WP1600AH

SPECIFICATIONS

Model	WP1600AH
Welding range (mm)	1000-1600
Standard reducers (mm)	1200-1400-1600
Optional reducers (mm)	1000
Power supply	380V/50Hz, 3PH
Total power	63 KW
Heating plate	50 KW
Planing tool	7.5 KW
Hydraulic station	5.5 KW
Pressure adjusting range	0-16MPa
MaxTemperature of heating plate	270°C
Temperature Deviation	±10°C



FEATURING

- For use on building sites, drain pipe laying, and in the workshop.
- Suitable for PE, PP, PVDF
- Precision welding steel clamping reducers, 4pcs-as-whole design for easy and quick changeover
- High-strength steel frame integrated with hydraulic actuation and control system, provides stable heavy-duty performance.
- User-friendly control panel for flexible operation
- Planing tool of reinforced structure, unique double-chains transmission, free of losing
- Heating plate with high quality PTFE coating, enables swift temperature control.

STANDARD PARTS

Machine frame	1 set
Heating plate	1 set
Planing tool	1 set
Reducers	1 set (1200-1400mm)

Optional parts: Flange holder



Hydraulic butt welding

315

WP160B - WP315B



Featuring

Suitable for PE, PP, PVDF pipes butt welding

Integrated die casting aluminum clamps, steel base with cylinder, provides stable performance.

Planing tool with separate switch prevents unintentional operation. Durable and long life HSS blade.

Heating plate with high quality PTFE coating, enables swift temperature control.

Model	WP160B	WP200B	WP250B	WP315B
Welding range (mm)	63-160	63-200	63-250	90-315
Standard reducers (mm)	63-75-90-110-125-140-160	63-75-90-110-125-140-160-180-200	90-110-125-140-160-180-200-225-250	90-110-125-140-160-180-200-225-250-280-315
Optional reducers (mm)	----	----	63-75	----
Power supply	220V/50Hz, 1PH	220V/50Hz, 1PH	220V/50Hz, 1PH	220V/50Hz, 1PH
Total power	3.25 KW	3.55 KW	4.15 KW	4.95 KW
Heating plate	1.5 KW	1.8 KW	2.3 KW	3.1 KW
Planing tool	1.0 KW	1.0 KW	1.1 KW	1.1 KW
Hydraulic station	0.75 KW	0.75 KW	0.75KW	0.75KW
Pressure adjusting range	0-8MPa	0-8MPa	0-8MPa	0-8MPa
MaxTemperature of heating plate	270°C	270°C	270°C	270°C
Temperature Deviation	±5°C	±5°C	±5°C	±5°C



WP355B - WP500B



Featuring

- Suitable for PE, PP, PVDF pipes butt welding
- Integrated die casting aluminum clamps, steel base with cylinder, provides stable performance.
- Planing tool with full gear transmission structure. Durable and long life HSS blade.
- Heating plate with high quality PTFE coating, enables swift temperature control.



Model	WP355B	WP400B	WP450B	WP500B
Welding range (mm)	90-355	180-400	180-450	180-500
Standard reducers (mm)	160-180-200-225-250-280-315-355	180-200-225-250-280-315-355-400	180-200-225-250-280-315-355-400-450	250-280-315-355-400-450-500
Optional reducers (mm)	90-110-125-140	----	----	180-200-225
Power supply	220/380V, 50Hz, 1/3PH	380V/50Hz, 3PH	380V/50Hz, 3PH	380V/50Hz, 3PH
Total power	5.45 KW	7.7 KW	8.7 KW	8.7 KW
Heating plate	3.6 KW	5.5 KW	6.5 KW	6.5 KW
Planing tool	1.1(220V)/0.75(380V) KW	1.1 KW	1.1KW	1.1KW
Hydraulic station	0.75(220V)/1.1(380V) KW	1.1 KW	1.1KW	1.1KW
Pressure adjusting range	0-16MPa	0-16MPa	0-16MPa	0-16MPa
MaxTemperature of heating plate	270°C	270°C	270°C	270°C
Temperature Deviation	±5°C	±7°C	±7°C	±7°C

WP630B

SPECIFICATIONS

Model	WP630B
Welding range (mm)	315-630
Standard reducers (mm)	315-355-400-450-500-560-630
Power supply	380V/50Hz, 3PH
Total power	10.1 KW
Heating plate	7.5 KW
Planing tool	1.5 KW
Hydraulic station	1.1 KW
Pressure adjusting range	0-16MPa
MaxTemperature of heating plate	270°C
Temperature Deviation	±7°C



FEATURING

For use on building sites, drain pipe laying, and in the workshop.
Suitable for PE, PP, PVDF
Integrated die casting aluminum clamps, steel base with cylinder, provides stable performance.
Planing tool with full gear transmission structure. Durable and long life HSS blade.
Heating plate with high quality PTFE coating, enables swift temperature control.

STANDARD PARTS

Machine frame	1 set
Heating plate	1 set
Planing tool	1 set
Hydraulic station	1 set
Reducers	1 set (315-630mm)

Optional parts: Flange holder, Single angle insert, data logging device





WP160C



SPECIFICATIONS

Model	WP160C / C2
Welding range (mm)	63-160
Standard reducers (mm)	63-75-90-110-125-140-160
Power supply	220V/50Hz, 1PH
Total power	2.5 KW
Heating plate	1.5 KW
Planing tool	1.0 KW
Max Temperature of heating plate	270°C
Temperature Deviation	±5°C

FEATURING

For use on building sites, drain pipe laying, and in the workshop.
Suitable for PE, PP, PVDF
Integrated die casting aluminum frame, high-strength steel base with unique gear transmission, provides stable and smooth operation performance.
Planing tool with full-gear transmission structure.
Durable and long life HSS blade.
Heating plate with high quality PTFE coating, enables swift temperature control.

STANDARD PARTS

Machine frame	1 set
Heating plate	1 set
Planing tool	1 set
Reducers	1 set (63-160mm)



Unique gear transmission design
Steady & smooth operation



Model WP160C2
2 rings frame



WP200C



SPECIFICATIONS

Model	WP200C / C2
Welding range (mm)	63-200
Standard reducers (mm)	63-75-90-110-125-140 -160-180-200
Power supply	220V/50Hz, 1PH
Total power	2.8 KW
Heating plate	1.8 KW
Planing tool	1.0 KW
MaxTemperature of heating plate	270°C
Temperature Deviation	±5°C



Unique gear transmission design
Steady & smooth operation



Model WP200C2
2 rings frame

FEATURING

For use on building sites, drain pipe laying, and in the workshop.

Suitable for PE, PP, PVDF

Integrated die casting aluminum frame, high-strength steel base with unique gear transmission, provides stable and smooth operation performance.

Planing tool with full-gear transmission structure.

Durable and long life HSS blade.

Heating plate with high quality PTFE coating, enables swift temperature control.

STANDARD PARTS

Machine frame	1 set
Heating plate	1 set
Planing tool	1 set
Reducers	1 set (63-200mm)



WP250C



SPECIFICATIONS

Model	WP250C
Welding range (mm)	90-250
Standard reducers (mm)	63-75-90-110-125-140-160-180-200-225-250
Power supply	220V/50Hz, 1PH
Total power	3.4 KW
Heating plate	2.3 KW
Planing tool	1.1 KW
MaxTemperature of heating plate	270°C
Temperature Deviation	±5°C



Unique gear transmission design
Steady & smooth operation

FEATURING

For use on building sites, drain pipe laying, and in the workshop.

Suitable for PE, PP, PVDF

Integrated die casting aluminum frame, high-strength steel base with unique gear transmission, provides stable and smooth operation performance.

Planing tool with full-gear transmission structure.

Durable and long life HSS blade.

Heating plate with high quality PTFE coating, enables swift temperature control.

STANDARD PARTS

Machine frame	1 set
Heating plate	1 set
Planing tool	1 set
Reducers	1 set (90-250mm)



WP160D WP200D



FEATURING

Suitable for PE, PP, PVDF pipes butt welding

Integrated, high-strength full welding steel base with gear transmission.

Planing tool with full-gear transmission structure. Durable and long life HSS blade.


Heating plate with high quality PTFE coating, enables swift temperature control.



Model	WP160D / D2	WP200D / D2
Welding range (mm)	63-160	63-200
Standard reducers (mm)	63-75-90-110-125-140-160	63-75-90-110-125-140-160-180-200
Power supply	220V/50Hz, 1PH	220V/50Hz, 1PH
Total power	2.5 KW	2.8 KW
Heating plate	1.5 KW	1.8 KW
Planing tool	1.0 KW	1.0 KW
MaxTemperature of heating plate	270°C	270°C
Temperature Deviation	±5°C	±5°C



Model D2 series



WP200Q - WP315Q



Featuring

For PE, PP, PVDF pipes butt welding, especially suitable for Natural Gas piping projects

Precision die casting aluminum clamps, steel base with cylinder & auto-jump device, provides stable performance

Integrated digital control system with LCD display, welding parameters auto setting

Heating plate with high quality PTFE coating, enables swift temperature control.

Auto-jump device



Precision clamps (reducers)



Model	WP200Q	WP250Q	WP315Q
Welding range (mm)	63-200	90-250	90-315
Precision reducers (mm)	63-90-110-160-200	90-110-160-200-250	90-110-160-200-250-315
Power supply	220V/50Hz, 1PH	220V/50Hz, 1PH	220V/50Hz, 1PH
Total power	3.55 KW	4.15 KW	4.95 KW
Heating plate	1.8 KW	2.3 KW	3.1 KW
Planing tool	1.0 KW	1.1 KW	1.1 KW
Hydraulic station	0.75KW	0.75KW	0.75KW
Pressure adjusting range	0-16MPa	0-16MPa	0-16MPa
MaxTemperature of heating plate	270°C	270°C	270°C
Temperature Deviation	±5°C	±5°C	±5°C
Pressure stabilizer	Yes	Yes	Yes



WP20F WP35F



FEATURING

Electrofusion welding is widely used in PE and PP pipe jointing, with various kind of electrofusion fittings. With the tool of electrofusion welder, the connection job can be done efficiently.

1. Control core of high level MCU, for accurate welding control
2. Built-in Voltage stabilizer, for steady welding
3. Industrial level electrical parts, for steady performance
4. Over-load protection design, guarantee safe operation



Multi-purpose plug



Optional scanner & printer



Optional scraper

Model	WP20F	WP35F
Welding mode	automatic and manual	automatic and manual
Suitable material	PE, PP	PE, PP
Max. welding range	200mm	315mm
Power supply	220V±20%, 50~60 Hz	220V±20%, 50~60 Hz
Power	2.5kw	3.5kw
Ambient temperature	-15~45°C	-15~45°C
Voltage control mode	10~50V adjustable	10~50V adjustable
Current control mode	1~80A adjustable	1~80A adjustable
Time adjusting range	1-9999 seconds	1-9999 seconds
Data record	100	100
Duty rate	80%	80%
Data interface	optional: scanner, printer	optional: scanner, printer
N.W.	18.5kg	20kg





HJ3500 & HJ6300



FEATURING

Electrofusion welding is widely used in PE and PP pipe jointing, with various kind of electrofusion fittings. With the tool of electrofusion welder, the connection job can be done efficiently.

1. Control core of high level MCU, for accurate welding control
2. High efficiency of energy transformation up to 95%
3. Industrial level electrical parts, for steady performance
4. Lightweight, easy for transportation
5. Voice broadcasting function



Multi-purpose plug



Optional scanner & printer



Optional scraper

Model	HJ3500	HJ6300
Welding mode	automatic and manual	
Suitable material	PE, PP	
Max. welding range	315mm	500mm
Power supply	170-250V, 40~60 Hz	380V±20%, 40~65 Hz
Power	3.5kw	6.3KW
Ambient temperature	-15~45°C	
Output voltage	3~70V	1~110V
Output current	3~60A	1~80A
Control mode	Constant voltage/Constant current	
Data record	400	
Output accuracy	±1%	
Duty rate	60%	
Data interface	optional: scanner, printer	





WP35K - WP100K



FEATURING

Electrofusion welding is widely used in PE and PP pipe jointing, with various kind of electrofusion fittings. With the tool of electrofusion welder, the connection job can be done efficiently.

1. Control core of high level MCU, for accurate welding control
2. High efficiency of energy transformation up to 95%
3. Industrial level electrical parts, for steady performance
4. Lightweight, easy for transportation



Multi-purpose plug



Optional scanner & printer



Optional scraper

Model	WP35K	WP40K	WP45K	WP60K	WP100K
Welding mode	automatic and manual				
Suitable material	PE, PP				
Max. welding range	315mm	355mm	450mm	630mm	1000mm
Power supply	220V±20%, 40~65 Hz		380V±20%, 40~65 Hz		
Power	3.5kw	4.0KW	4.5KW	6.0KW	10KW
Ambient temperature	-15~45℃				
Output voltage	0~75V adjustable	0~85V	0~130V	0~170V	0~210V
Output current	0~55A adjustable		0~80A adjustable		
Control mode	Constant voltage/Constant current				
Data record	500				
Output accuracy	±1.5%				
Duty rate	60%				
Data interface	optional: USB, scanner, printer				





Booster EX3



SPECIFICATIONS

Model	Ex3
Extrusion volume	2.4-3.4 kg/h
Power supply	230V/50Hz, 1PH
Power	3.0 KW
Welding rod	PE/PP Ø3-4mm
Certification	CE
Protection level	II
Product size	630*140*430mm
Net weight	7 KGS

FEATURING

The booster plays to its strengths in plastics plants, tanks and underground engineering. It comes into its own for welding complete containers, facilities, pipe constructions or landfill sites. With the booster, you can achieve high-quality work on all common polyolefins. In contrast to the short and compact, booster EX2, the booster Ex3, with a maximum output of 3.4 kg per hour, is ideal when working standing up.

1. Motor protection with optical display
2. Double-sided wire feed
3. Rotating handle
4. 360°-adjustable welding shoe with integrated air guide
5. Additional handle that fits onto the side

STANDARD PARTS

Extrusion welder	1 set
Carrying case	1 pcs
Spare parts and tool	1 set
User Manual	1 pcs





Booster EX2



SPECIFICATIONS

Model	Ex2
Extrusion volume	1.5-2.2 kg/h
Power supply	230V/50Hz, 1PH
Power	3.0 KW
Welding rod	PE/PP Ø3-4mm
Certification	CE
Protection level	II
Product size	500*140*430mm
Net weight	6.4 KGS

FEATURING

The booster plays to its strengths in plastics plants, tanks and underground engineering. It comes into its own for welding complete containers, facilities, pipe constructions or landfill sites. With the booster, you can achieve high-quality work on all common polyolefins. In contrast to the short and compact, booster EX2, the booster Ex3, with a maximum output of 3.4 kg per hour, is ideal when working standing up.

1. Motor protection with optical display
2. Double-sided wire feed
3. Rotating handle
4. 360°-adjustable welding shoe with integrated air guide
5. Additional handle that fits onto the side

STANDARD PARTS

Extrusion welder	1 set
Carrying case	1 pcs
Spare parts and tool	1 set
User Manual	1 pcs





WP40H



SPECIFICATIONS

Model	WP40H
Extrusion volume	1.8-2.8 kg/h
Power supply	230V/50Hz, 1PH
Hot air power	3.4 KW
Driving motor power	1.3 KW
Driving motor	Metabo
Welding rod	PE/PP Ø3-4mm
Certification	CE
Protection level	II
Product size	520*150*360mm
Net weight	7 KGS

FEATURING

WP40H has a huge advantage in the field of plastic welding, with Weldy hot air gun and Metabo motor. Whether in welding container components, plastic equipment, pipes, or garbage stacking yards, it can always performs excellently. Thanks to the extrusion volume of 2.8kg/h, it's an nice choice of static work.

1. Double feeding hole design
2. Weldy hot air blower from Switzerland
3. Metabo motor from Germany
4. 360° rotating welding shoe

STANDARD PARTS

Extrusion welder	1 set
Support stand	1 pc
Carrying case	1 pc
Spare parts and tool	1 set





Geo2 Miniwelder



SPECIFICATIONS

Model	Geo2
Power supply	220V, 50/60Hz, 1PH
Power	800W
Wedge temperature max	480°C
Welding width	2×12mm
Welding speed	0.4-7.5m/min
Material thickness	0.5-1.5mm
Max. overlap	100mm
Emission level	60dB
Mark of conformity	CE

FEATURING

This quick and lightweight welding machine is ideal for geomembranes from 0.5 to 1.5 mm thick (HDPE 0.4 - 1.0 mm; TPO 0.7 - 1.5 mm). The miniwelder geo2 can be used to weld fish farm and water tanks, in foundation sealing and many other industrial areas. The miniwelder geo2 distinguishes itself through its revolutionary drive technology and its intuitive use. Temperature and speed easily can be activated and deactivated by means of two buttons, and adjusted using two dials. The current process status is displayed by two LEDs.

STANDARD PARTS

Miniwelder	1 pc
Hex wrench	1 pc
Cleaning brush	1 pc
Aluminum case	1 pc
User Manual	1 pc





WP32TA



SPECIFICATIONS

Model	WP32TA
Power supply	220/110V, 50/60Hz, 1PH
Power	800 W
Ambient temperature	-20~85°C
Welding range	20-25-32mm
Relative humidity	40~95%
Certification	CE
Heating plate temperature	260±5°C
Handle alarm temperature	>85°C
Leakage of electric current	<5mA

FEATURING

Digital series models add a digital controller and screen for improving the accuracy of the heating temperature. The temperature range can set as demand of different plastic pipes & fittings, required fusing temperature can fix and display on the screen, environment temperature will be adjusted and updated automatically, over-temperature will be alarmed automatically and etc. This provides a more excellent fusing result.

STANDARD PARTS

Fusion welder	1 set
Support stand	1 pc
Carrying case	1 pc
Die head	1 set
Tool kit	1 set





WP63TA



SPECIFICATIONS

Model	WP63TA
Power supply	220/110V, 50/60Hz, 1PH
Power	1.0 KW
Ambient temperature	-20~85°C
Welding range	20-25-32-40-50-63mm
Relative humidity	40~95%
Certification	CE
Heating plate temperature	260±5°C
Handle alarm temperature	>85°C
Leakage of electric current	<5mA

FEATURING

Digital series models add a digital controller and screen for improving the accuracy of the heating temperature. The temperature range can set as demand of different plastic pipes & fittings, required fusing temperature can fix and display on the screen, environment temperature will be adjusted and updated automatically, over-temperature will be alarmed automatically and etc. This provides a more excellent fusing result.

STANDARD PARTS

Fusion welder	1 set
Support stand	1 pc
Carrying case	1 pc
Die head	1 set
Tool kit	1 set





WP110TA



SPECIFICATIONS

Model	WP110TA
Power supply	220/110V, 50/60Hz, 1PH
Power	1.2 KW
Ambient temperature	-20~85°C
Welding range	75-90-110mm
Relative humidity	40~95%
Certification	CE
Heating plate temperature	260±5°C
Handle alarm temperature	>85°C
Leakage of electric current	<5mA

FEATURING

Digital series models add a digital controller and screen for improving the accuracy of the heating temperature. The temperature range can set as demand of different plastic pipes & fittings, required fusing temperature can fix and display on the screen, environment temperature will be adjusted and updated automatically, over-temperature will be alarmed automatically and etc. This provides a more excellent fusing result.

STANDARD PARTS

Fusion welder	1 set
Support stand	1 pc
Carrying case	1 pc
Die head	1 set
Tool kit	1 set





WP32TB



SPECIFICATIONS

Model	WP32TB
Power supply	220/110V, 50/60Hz, 1PH
Power	800W
Ambient temperature	-20~85°C
Welding range	20-25-32mm
Relative humidity	40~95%
Certification	CE
Heating plate temperature	260±5°C
Handle alarm temperature	>85°C
Leakage of electric current	<5mA

FEATURING

TB-series models perform excellently in plastic pipes welding. Industrial class dies and heating plate with thicker materials guaranteed welding temperature. Double insulation panels efficiently prevent heat dissipation. Engineering rubber handle, galvanized stand and clamping bracket make it easier in undesirable situations. Quality aluminum heat sink allows the machine to work for a long time. Digital display is an optional part with better experience.

STANDARD PARTS

Fusion welder	1 set
Support stand	1 pc
Carrying case	1 pc
Die head	1 set
Tool kit	1 set





WP63TB



SPECIFICATIONS

Model	WP63TB
Power supply	220/110V, 50/60Hz, 1PH
Power	1.0 KW
Ambient temperature	-20~85°C
Welding range	20-25-32-40-50-63mm
Relative humidity	40~95%
Certification	CE
Heating plate temperature	260±5°C
Handle alarm temperature	>85°C
Leakage of electric current	<5mA

FEATURING

TB-series models perform excellently in plastic pipes welding. Industrial class dies and heating plate with thicker materials guaranteed welding temperature. Double insulation panels efficiently prevent heat dissipation. Engineering rubber handle, galvanized stand and clamping bracket make it easier in undesirable situations. Quality aluminum heat sink allows the machine to work for a long time. Digital display is an optional part with better experience.

STANDARD PARTS

Fusion welder	1 set
Support stand	1 pc
Carrying case	1 pc
Die head	1 set
Tool kit	1 set





WP110TB



SPECIFICATIONS

Model	WP110TB
Power supply	220/110V, 50/60Hz, 1PH
Power	1.2 KW
Ambient temperature	-20~85°C
Welding range	75~90~110mm
Relative humidity	40~95%
Certification	CE
Heating plate temperature	260±5°C
Handle alarm temperature	>85°C
Leakage of electric current	<5mA


FEATURING

TB-series models perform excellently in plastic pipes welding. Industrial class dies and heating plate with thicker materials guaranteed welding temperature. Double insulation panels efficiently prevent heat dissipation. Engineering rubber handle, galvanized stand and clamping bracket make it easier in undesirable situations. Quality aluminum heat sink allows the machine to work for a long time. Digital display is an optional part with better experience.

STANDARD PARTS

Fusion welder	1 set
Support stand	1 pc
Carrying case	1 pc
Die head	1 set
Tool kit	1 set





Scraper



WP200G Working range:63-200mm
WP400G Working range:160-400mm

Scraper



WP400G2 Working range:63-400mm
WP800G2 Working range:200-800mm

Rotary cutter




WP63J Working range:13-63mm
WP110J Working range:50-110mm
WP200J Working range:110-200mm

Bellows Tensioner



For corrugated pipes jointing:
WPB400A Working range:200-400mm
WPB600A Working range:200-600mm



**Address: No. 1, First Floor,
Madar Complex, Madar Sq,
Mehrvila, Karaj, Alborz, Iran**
Tel: +9826 32701094
Fax: +9826 32748284
**Factory Address: Corner of northern
Baghestan, 9th Golestan, Phase 2,
Baharestan Industrial Town, Karaj**



www.rothengaran.com



Rothengaran@gmail.com